



ALLY 8 / 12

120V PENDANTS

location:  
**DAMP**

**SPECIFICATIONS:**

**DESCRIPTION**

The Ally Pendant is a contemporary design composed of a transparent European globe glass, with a clear bottom that is separated by an interesting cut perimeter line. Cord-hung, cable-hung or stem-mount pendant options.

**LAMPING**

**Standard:** 60W Medium-based 120V, lamp not included. Dimmable with standard incandescent dimmer (not included).

**LED Filament:** 7W Replaceable A19 LED Filament lamp, 120V, dimmable, 90+ CRI, 3000°K CCT, 800 lumens, 15,000 hours, lamp included.

**DIFFUSER**

Shade shall be of glass in various decors.

**Ally 8:** 7.875" Dia. x 6.5" H

**Ally 12:** 11.75" Dia. x 9.75" H

**SUSPENSION**

**Cord-hung:** 10' SVT-type cord, complete with 5" decorative sleeve at the socketholder. Jacket coordinates with metal finish. Plated stamped steel construction. Black, Bronze or Satin Nickel. See next page for mulit light options.

**Cable-hung:** 1x 10' aircraft-quality stainless steel cable support with 10' AWM-type cord. Jacket coordinates with metal finish. 5" Dia. dome canopy is plated stamped steel. Black, Bronze or Satin Nickel.

**Stem-mount:** Includes 4 connectable stem sections (3", 6", 12" and 18" lengths) plus telescoping piece for up to 3" adjustment, 10' max. 5" Dia. canopy (with swivel) and stem sections are plated steel. Black, Bronze or Satin Nickel.

\*Additional Stem Sections can be ordered under accessories.

**MOUNTING**

Installs directly to a 4" octagonal ceiling box. Suitable for sloped ceilings.

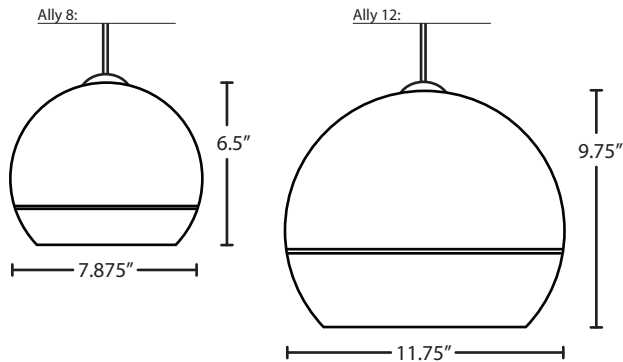
**LABELS**

UL or ETL Listed. Suitable for Damp Locations (interior use only).

Consult factory concerning lower wattage labeling for energy requirements.



AMBER/CLEAR (ALLY8AM) & SMOKE/CLEAR (ALLY12SM)



BLUE/CLEAR



Project Information:

**For ordering information, see next page**

All dimensions provided are nominal.  
Allowance must be made for dimensional tolerance in handcrafted glasses.

REV 5/22

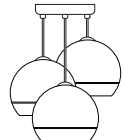


ORDERING:

CONNECTION	GLASS OPTIONS	LAMP OPTIONS	METAL FINISH	OPTIONS
<b>1JC</b> 1 Lt. Dome	<b>ALLY8AM</b> 7.875" Amber/Clear	(blank) 60W A19	<b>BK</b> Black	<b>L</b> 15' cord
<b>1JT</b> 1 Lt. Flat	<b>ALLY8BL</b> 7.875" Coral Blue/Clear	<b>EDIL</b> 7W LED Filament	<b>BR</b> Bronze	<b>LW</b> Low wattage labeling
Cable Fixture	<b>ALLY8SM</b> 7.875" Smoke/Clear		<b>SN</b> Satin Nickel	
<b>1KX</b> 1 Lt. Dome	<b>ALLY12AM</b> 11.75" Amber/Clear			
Stem Fixture	<b>ALLY12BL</b> 11.75" Coral Blue/Clear			
<b>1TT</b> 1 Lt. Flat	<b>ALLY12SM</b> 11.75" Smoke/Clear			

Ex. **1JT-ALLY8AM-SN**  
Ally 8 Pendant, Amber Shade, Satin Nickel Finish, Flat Canopy

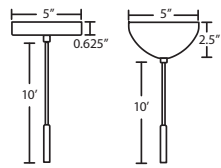
Multi light Cord Fixture  
**J** For Multi light Canopy



Multi-light Canopies Available, see page 11

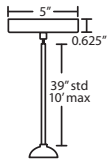
PENDANT OPTIONS:

1JT / 1JC / J CORD-HUNG PENDANT



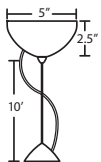
- Flat (1JT) or Dome (1JC) Canopy styles. Dome style allows adjustment without cutting cord.
- "J" option is pendant less canopy for multiport canopy (options to the right)
- Suitable for sloped ceilings
- Cord: 10' SVT, 5" sleeve at socketholder
- Also available in 15'
- Black, Bronze or Satin Nickel
- Cord Sleeves are available in 18" lengths

1TT STEM PENDANT



- Swivel at canopy, suitable for sloped ceilings
- Includes telescoping section plus 4 connectable stem sections, (1x 3", 1x 6", 1x 12", 1x 18"), 10' max
- Black, Bronze or Satin Nickel
- Additional Stem Sections can be ordered under Accessories

1KX CABLE-HUNG PENDANT



- 1x 10' aircraft-quality stainless steel cable
- Suitable for sloped ceilings
- 1x lampholder
- Cord: 10' AWM-type provided
- Also available in 15'
- Black, Bronze or Satin Nickel

ACCESSORIES:

ADDITIONAL STEM SECTIONS:

Additional connecting stems are available to increase overall length of a Stem Pendant, up to 10' max. Telescoping adjustable section allows up to 3" movement.

<b>T20A-SN, BK or BR</b>	Adj. Section
<b>T203-SN, BK or BR</b>	3" Section
<b>T206-SN, BK or BR</b>	6" Section
<b>T212-SN, BK or BR</b>	12" Section
<b>T218-SN, BK or BR</b>	18" Section

LONGER CORD LENGTHS:

Longer cord length of 15' available. Add an "L" to the end of the item number, i.e. 1JC-169707-SN-L.

LOW WATTAGE LABELING:

Incandescent fixture supplied with 16 watt relamp label. Add an "LW" to the end of the item number, i.e. 1JC-169707-SN-LW.

CORD SLEEVES:

If concealing the cord is desired on a Cord-hung Pendant, order our 0.25" dia. metal sleeves. Each sleeve is 18" long and may be field cut.

<b>T118-BK</b>	Black
<b>T118-BR</b>	Bronze
<b>T118-SN</b>	Satin Nickel

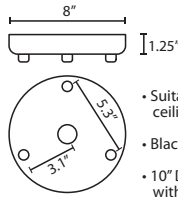
STEMHOOKS:

Suspension hooks allow cord drops to be placed wherever desired. Suitable for sloped ceilings or for greater multi-light spacing

<b>T103BK</b>	Black
<b>T103BR</b>	Bronze
<b>T103SN</b>	Satin Nickel

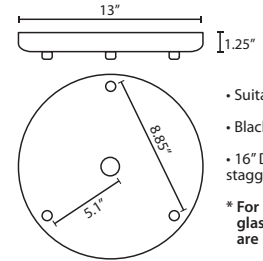
MULTIPOINT CANOPY OPTIONS FOR CORD PENDANTS

T33X 3 LIGHT ROUND CANOPY



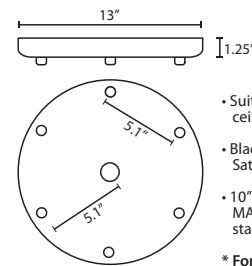
- Suitable for sloped ceilings
- Black, Bronze or Satin Nickel
- 10" Dia. shades MAX, with staggered heights
- \* For larger diameter glasses, Stemhooks are required for spacing

T33XL 3 LIGHT LARGE ROUND CANOPY



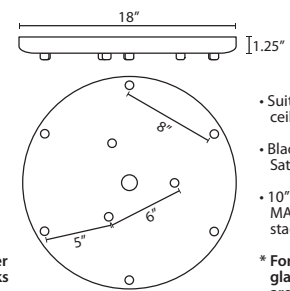
- Suitable for sloped ceilings
- Black, Bronze or Satin Nickel
- 16" Dia. shades MAX, with staggered heights
- \* For larger diameter glasses, Stemhooks are required for spacing

T36X 6 LIGHT ROUND CANOPY



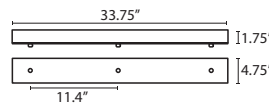
- Suitable for sloped ceilings
- Black, Bronze or Satin Nickel
- 10" Dia. shades MAX, with staggered heights
- \* For larger diameter glasses, Stemhooks are required for spacing

T39X 9 LIGHT ROUND CANOPY



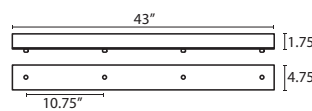
- Suitable for sloped ceilings
- Black, Bronze or Satin Nickel
- 10" Dia. shades MAX, with staggered heights
- \* For larger diameter glasses, Stemhooks are required for spacing

T33V 3 LIGHT BAR CANOPY



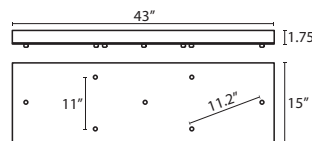
- Suitable for sloped ceilings
- Black, Bronze or Satin Nickel
- 20" Dia. shades MAX, with staggered heights
- \* For larger diameter glasses, Stemhooks are required for spacing

T34V 4 LIGHT BAR CANOPY



- Suitable for sloped ceilings
- Black, Bronze or Satin Nickel
- 20" Dia. shades MAX, with staggered heights
- \* For larger diameter glasses, Stemhooks are required for spacing

T37V 7 LIGHT BAR CANOPY



- Suitable for sloped ceilings
- Black, Bronze or Satin Nickel
- 20" Dia. shades MAX, with staggered heights
- \* For larger diameter glasses, Stemhooks are required for spacing

HOW TO ORDER A MULTILIGHT FIXTURE

Order your canopy with the selected 120V multi light pendants (indicated by "B" or "J" prefix) for the complete fixture:

Example: 1x T33XL-SN (3 Light Large Round Canopy)

1x J-ALLY8SM-SN (Ally 8 Pendant in Smoke/Clear)

1x J-ALLY8BL-SN (Ally 8 Pendant in Blue/Clear)

1x J-ALLY12AM-SN (Ally 12 Pendant in Amber/Clear)